CDBWL521-HF

Ultra small SMD package
I_O = 100 mA
V_R = 30 V
RoHS Device
Halogen Free



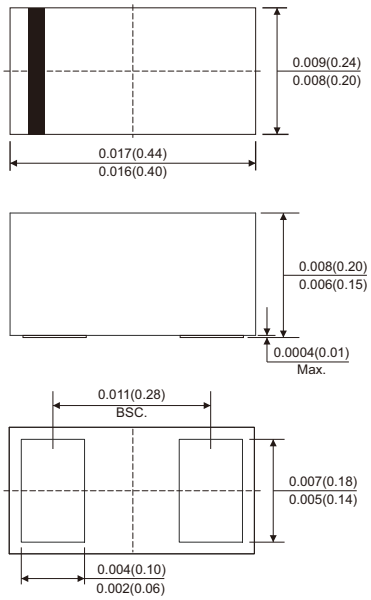

Features

- Designed for mounting on small surface.
- Extremely thin package.
- Low stored charge.
- Majority carrier conduction.

Mechanical data

- Case: 01005 package, molded plastic.
- Polarity: Indicated by cathode band.
- Mounting position: Any.

Circuit Diagram

Maximum Rating (at T_A=25°C unless otherwise noted)

Parameter	Conditions	Symbol	Value	Unit
Repetitive peak reverse voltage		V_{RRM}	30	V
Reverse voltage		V_R	30	V
Forward current		I_O	100	mA
Peak forward surge current	8.3ms single half sine-wave superimposed on rated load (JEDEC method)	I_{FSM}	2	A
Operating junction temperature range		T_J	-55 to +125	°C
Storage temperature range		T_{STG}	-55 to +150	°C

Electrical Characteristics (at T_A=25°C unless otherwise noted)

Parameter	Conditions	Symbol	Min	Typ	Max	Unit
Forward voltage	I_F = 10mA	V_F		260	300	mV
Reverse current	V_R = 10V	I_R		1.5	7	μA

Typical Rating and Characteristic Curves (CDBWL521-HF)

Fig.1 - Forward Characteristics

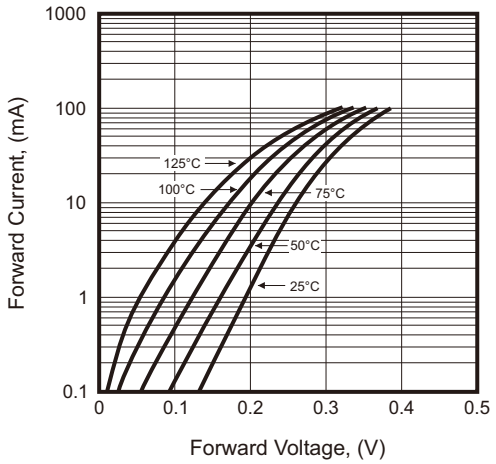

Fig.2 - Reverse Characteristics

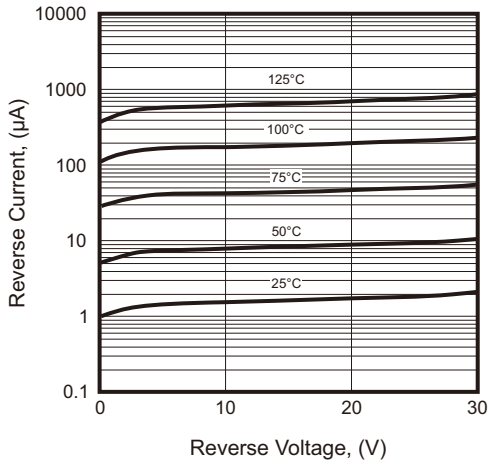

Fig.3 - Capacitance Between Terminals Characteristics

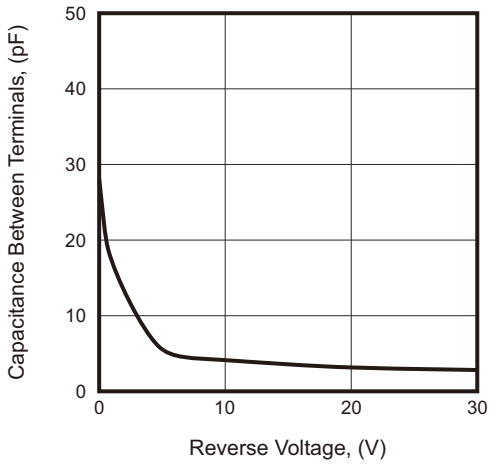

Fig.4 - Current Derating Curves

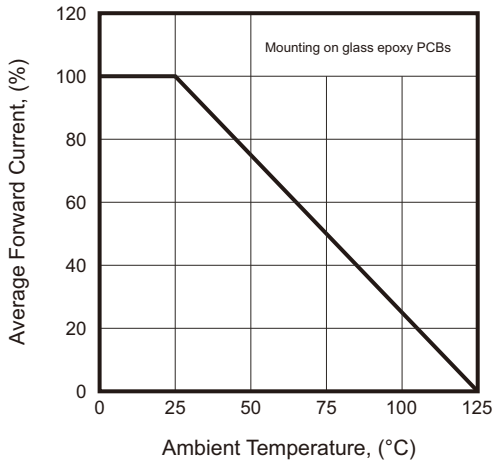

Reel Taping Specification

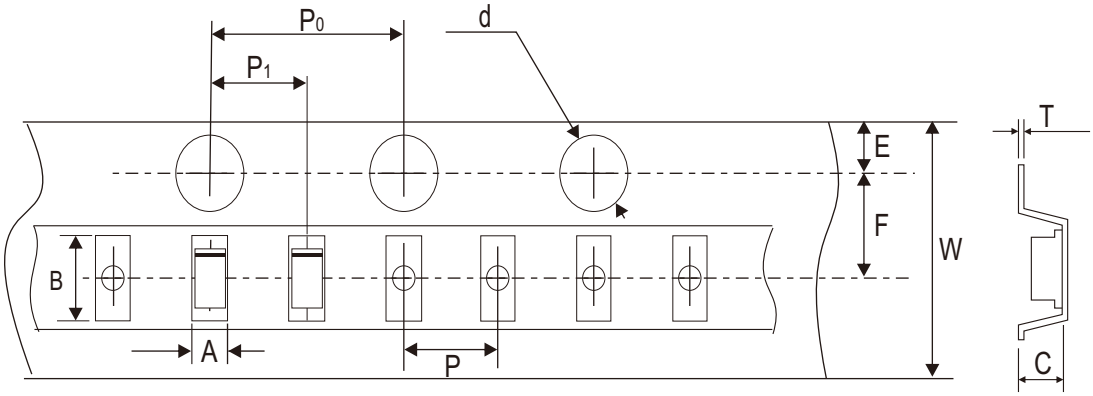

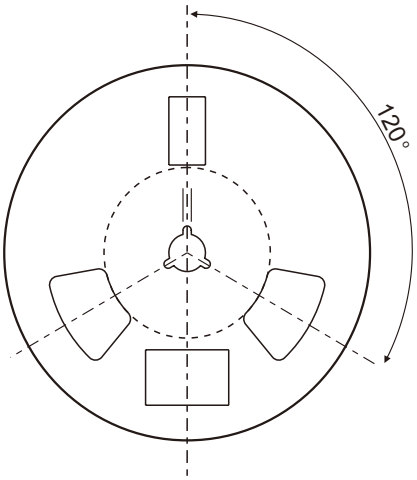

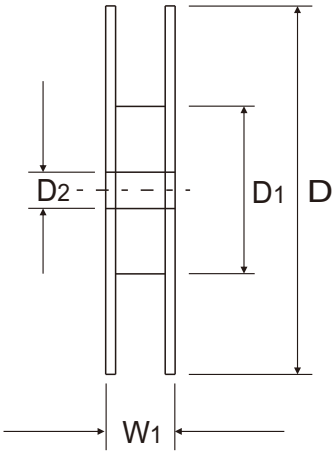

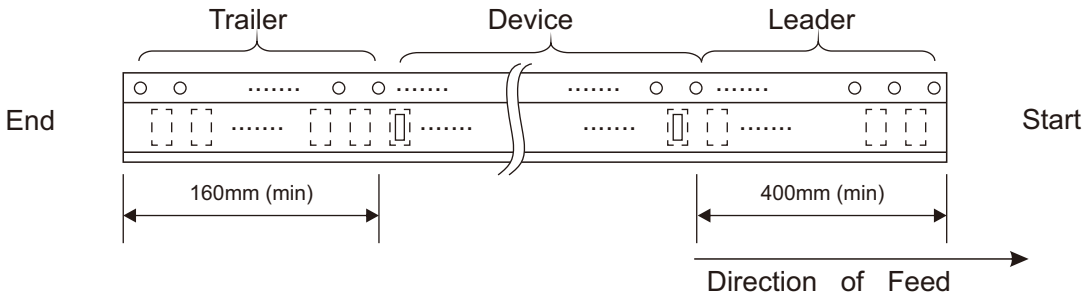

	SYMBOL	A	B	C	d	D	D_1	D_2
01005	(mm)	0.27 ± 0.02	0.49 ± 0.02	0.215 ± 0.02	1.50 + 0.10 − 0.00	178.00 ± 1.00	60.00 ± 0.50	13.00 ± 0.50
	(inch)	0.011 ± 0.001	0.019 ± 0.001	0.008 ± 0.001	0.059 + 0.004 − 0.000	7.008 ± 0.039	2.362 ± 0.020	0.512 ± 0.020

	SYMBOL	E	F	P	P_0	P_1	T	W	W_1
01005	(mm)	1.75 ± 0.10	3.50 ± 0.05	2.00 ± 0.05	4.00 ± 0.10	2.00 ± 0.05	0.20 ± 0.05	8.00 + 0.30 − 0.10	11.50 ± 0.50
	(inch)	0.069 ± 0.004	0.138 ± 0.002	0.079 ± 0.002	0.157 ± 0.004	0.079 ± 0.002	0.008 ± 0.002	0.315 + 0.012 − 0.004	0.453 ± 0.020

Marking Code

Part Number	Marking Code
CDBWL521-HF	O

Suggested P.C.B. PAD Layout

SIZE	01005	
	(mm)	(inch)
A	0.12	0.005
B	0.17	0.007
C	0.17	0.007
D	0.46	0.018

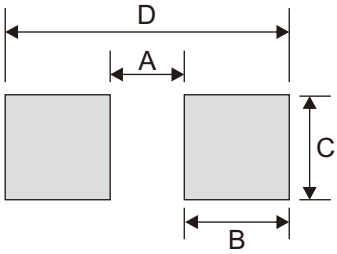

Standard Packaging

Case Type	REEL PACK	
	REEL (pcs)	Reel Size (inch)
01005	10,000	7